

AP020 AP013 AP036 | Dash or Console 3M™ Adhesive Mounting Disc



AP020 Disc
(Ø90 mm)

AP013 Disc
(Ø80 mm)

AP036 Disc
(Ø70 mm)

Package Contents:

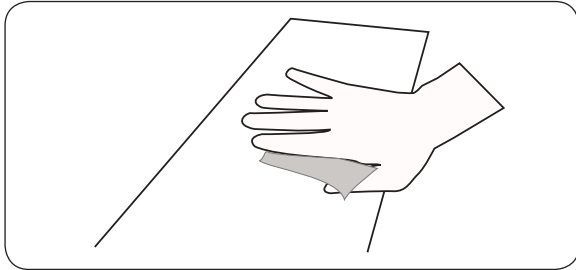
- (1) Self-adhesive dash or console pedestal mounting disc
- (1) Alcohol cleaning pad

No Tools Required for installation.

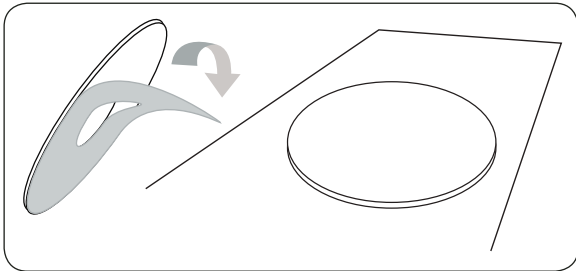
***Note:** Adhesive disc is intended for semi-permanent installation and one time application. If disc needs to be removed, please see the removal instructions below.

Dash or Console Mounting Instructions

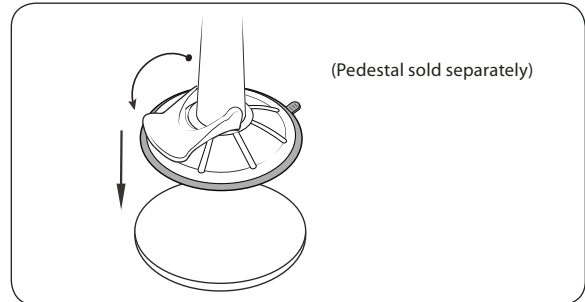
- Step 1. Choose a suitable location for disc (and pedestal) installation. **Do not place mount in or near an air bag deployment zone or where it will obstruct view of the road or hinder vehicle operation.**
- Step 2. Clean the dash or console surface area thoroughly with the included alcohol pad. Allow the area dry before applying the mounting disc.



- Step 3. Remove the paper backing of the disc and place on the cleaned surface. Press the top of the disc down firmly to allow the adhesive to stick to the surface. Allow 24 hours for the adhesive to cure to the surface before applying any pressure.

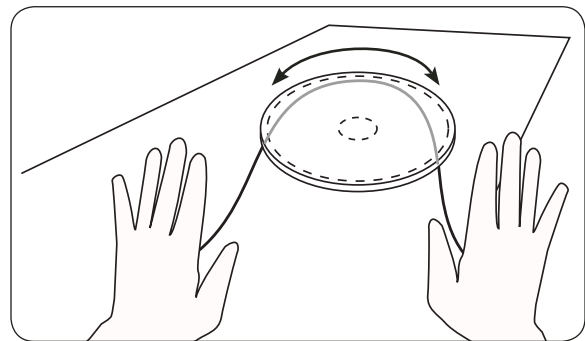


- Step 4. Place the suction cup of the pedestal (sold separately) firmly down on the center of the mounting disc and lower the securing lever.



Disc Removal Instructions

- Step 1. Prepare the surface around the disc by applying a generous amount of rubbing alcohol or similar adhesive removal product to the area with a cotton swab. Let the liquid saturate the adhesive area for about a minute.
- Step 2. Take a long piece of dental floss in each hand and slowly work back and forth at the base of the adhesive disc. Gently use the dental floss to cut the adhesive from the dash or console until the black plastic disc is removed.



- Step 3. If the sticky adhesive area breaks apart or does not come off completely, re-apply a small amount of alcohol (or adhesive removal liquid) and carefully lift off the remaining area by hand.



Safety Precautions

Follow all manufacturer safety guidelines for operating your device. Failure to practice safe usage of GPS device while driving may result in damage, injury, or death. Do not install Arkon products over an air bag cover or within the air bag deployment zone.

Arkon is not responsible for any damages caused to your car, your device, or yourself due to the installation or use of this pedestal mount.

ARKON
RESOURCES INC.

The Mobile Mounting Specialists™

Consumer Hotline:
USA (800) 841-0884
INT'L (626) 254-9005
Monday - Friday 9am - 5pm, PST

www.arkon.com
Arcadia, CA 91006 USA
Designed in USA | Made in Taiwan
© Copyright 2009 Arkon Resources, Inc.